



***HOW TO
Set Up & Administer a
Miva Merchant Domain***

Revision 1.1



Miva Corporation
2629 Ariane Drive
San Diego, CA 92117

Telephone: 858-490-2570

Telefax: 858-490-0548

<http://www.miva.com>

info@miva.com

This document and the software described by this document are copyright 2000 by Miva Corporation. All rights reserved. Use of the software described herein may only be done in accordance with the License Agreement provided with the software. This document may not be reproduced in full or partial form except for the purpose of using the software described herein in accordance with the License Agreement provided with the software. Information in this document is subject to change without notice. Companies, names and data used in the examples herein are fictitious unless otherwise noted.

Miva is a registered trademark of Miva Corporation. Miva Order, Miva Merchant, Miva Mia, Miva Empresa, the Miva "blades" logo, and the Miva Engine are trademarks of Miva Corporation. Windows is the registered trademark of Microsoft Corporation. All other trademarks are the property of their respective owners. This document was developed and produced in San Diego, CA, USA.

MIVA CORPORATION WILL NOT BE LIABLE FOR (A) ANY BUG, ERROR, OMISSION, DEFECT, DEFICIENCY, OR NONCONFORMITY IN MERCHANT OR THIS DOCUMENTATION; (B) IMPLIED MERCHANTABILITY OF FITNESS FOR A PARTICULAR PURPOSE; (C) IMPLIED WARRANTY RELATING TO COURSE OF DEALING, OR USAGE OF TRADE OR ANY OTHER IMPLIED WARRANTY WHATSOEVER; (D) CLAIM OF INFRINGEMENT; (E) CLAIM IN TORT, WHETHER OR NOT ARISING IN WHOLE OR PART FROM MIVA CORPORATION'S FAULT, NEGLIGENCE, STRICT LIABILITY, OR PRODUCT LIABILITY, OR (F) CLAIM FOR ANY DIRECT, INDIRECT, INCIDENTAL, SPECIAL, OR CONSEQUENTIAL DAMAGES, OR LOSS OF DATA, REVENUE, LICENSEES GOODWILL, OR USE. IN NO CASE SHALL MIVA CORPORATION'S LIABILITY EXCEED THE PRICE THAT LICENSEE PAID FOR MERCHANT.

PN - MM1019-02 (ver. 3.00)

HOW TO

Set Up & Administer a Miva Merchant Domain

The Miva Merchant environment is categorized into two functional areas:

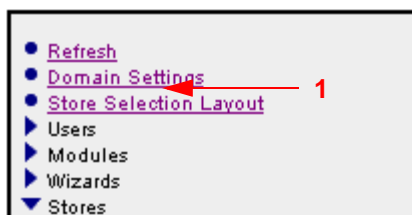
- Domain The general administration area that is not connected directly to any Miva Merchant store.
- Store(s) As you add stores, each will have its own environment that you will be able to administer separately.

The initial domain settings are configured during the setup of Miva Merchant. After you have completed your domain settings in the Setup Wizard or `setup.mv`, you can update them whenever you like in `admin.mv`. In the Administration Interface, the Domain Settings link is the second item on the Margin Menu. Click it to go to the Domain Settings screen.

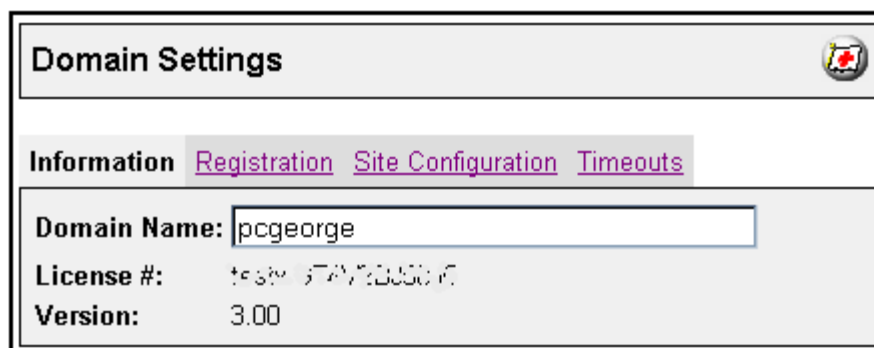
There are four links to information that can be changed on the Domain screen:

- Information
- Registration
- Site Configuration
- Timeouts

Use the following procedures to make changes to these areas.



1. Click the Domain Settings link.



Note: Each form has an Update button and a Reset button. Click on Update to save changes you have made. Click Reset to return to the settings of the prior update.

Information

Click the Information link. The Information form allows you to change your domain name. This name can be up to 100 alphanumeric characters. The default name is taken from your URL, but this can be changed to anything you want.

You will also find your license number located on this screen as well as the version of Miva Merchant that you are currently running.

Domain Settings

[Information](#) [Registration](#) [Site Configuration](#) [Timeouts](#)

Domain Name:

License #: test-57A72B550-0

Version: 3.00

Registration

Click the registration link to change your name and address information. The information entered in `setup.mv` is the default for these settings. Bold settings are required fields. Information in these may be updated, but they can not be left blank.

Domain Settings

[Information](#) [Registration](#) [Site Configuration](#) [Timeouts](#)

Owner:

Email Address:

Company:

Address:

City:

State/Province:

Zip/Postal Code:

Country:

Phone:

Fax:

Site Configuration

The site configuration link displays the directories and URL paths for your store site. This is also the screen that you should access if you have changed your mail server, or if you want to change whether or not your email addresses should use the angle brackets.

URLs in **Bold** are required. They may be changed, but their fields can not be left blank.

Domain Settings

[Information](#) [Registration](#) **Site Configuration** [Timeouts](#)

Non-secure URL to Miva Merchant:	<input type="text" value="http://127.0.0.1:8000/Merchant2/merchant.mv?"/>
Secure URL to Miva Merchant:	<input type="text" value="https://127.0.0.1:8000/Merchant2/merchant.mv?"/>
Secure URL to Administration:	<input type="text" value="https://127.0.0.1:8000/Merchant2/admin.mv?"/>
Root Directory for Graphics:	<input type="text" value="/Merchant2/"/>
Base URL for Graphics:	<input type="text" value="http://127.0.0.1:8000/Merchant2/"/>
Secure Base URL for Graphics:	<input type="text" value="https://127.0.0.1:8000/Merchant2/"/>
Root Directory for Modules:	<input type="text" value="/Merchant2/"/>
Secure Root Directory for Modules:	<input type="text" value="/Merchant2/"/>
Mail Server:	<input type="text" value="miva.com"/>
<input checked="" type="checkbox"/> Add Angle Brackets to Email Addresses	

Mail Server


The Mail Server address is the address of your Internet Hosting Provider's (IHP) mail server. That is the server that sends out email. This is not an email address. You must get this address from your IHP. In some cases the IHP will tell what this is in a FAQ page. If you cannot find the information on the IHP website, contact them directly.

Angle Brackets

Some email providers require angle brackets at the front a back of the address. This would mean the email address documentation@miva.com would look like <documentation@miva.com>. Contact your IHP to find if you need angle brackets.

Timeouts

The time-out is the length of time an administrative user can be inactive before the system logs off that user. Click the Timeouts link to display the screen below. This screen allows you to change the time-out setting. The default value is 60 minutes.

Domain Settings 

[Information](#) [Registration](#) [Site Configuration](#) **Timeouts**

Administration Session Timeout: